

G3-E CONTROL GRIP



OTTO's multi-function, compact G3-E Control Grip is equipped with a proportional Hall effect rocker and either 5 or 7 momentary pushbuttons on the handle. Available in both left-handed and right-handed versions, the two often work together within the same control seat. The grip's switches provide sealing protection to IP68S, a variety of output options and a high cycle life.

The G3-E is a standalone, catalog codable grip or it can be mounted on a joystick with a wide selection of gating options. Mounting the G3-E on an OTTO bottom mount JHM joystick is a standard offering available as a JHM-61xxxxx or JHM-62xxxxx with the 5-button handle and as a JHM-63xxxxx or JHM-64xxxxx with the 7-button handle (see JHM page).

The G3-E Control Grip is great for forestry applications, and also works well in construction, off-road and other demanding applications where reliability is paramount.

Features:

- Available in left-handed and right-handed versions
- Switches sealed to IP68S
- High cycle life
- Variety of output options
- RoHS compliant

Standard Characteristics/Ratings:				
ELECTRICAL RATINGS:				
U2 Hall Effect Rocker				
Rated @ Vcc = 5V @ 25°C Load = 1ma (4-7Ω)				
	Units	Min	Typ	Max
Supply Voltage	VDC	4.50	5.00	5.50
Output Voltage +Z, -Z 0° Deflection	VDC @5V Vcc	-0.25	N/A	0.25
Output at Full Travel +Z Direction	VDC @5V Vcc	-0.25	N/A	0.25
Output at Full Travel -Z Direction	VDC @5V Vcc	-0.25	N/A	0.25
Supply Current B=0, Vcc=5V, Io=0	mA	N/A	N/A	10
Output Source Current Limit B=X", Vo=0	mA	-1.2	N/A	1.2
Pushbuttons				
Electrical Rating @ 12 VDC	.050 AMP Resistive Load			
Circuit	SPST-NO			
MECHANICAL RATINGS				
U2 Hall Effect Rocker				
Mechanical Life	2,500,000 Cycles			
Full Forward to Full Back				
Operating Force at 25° C	OZ	3.5	6.5	9.5
Maximum Allowable Radial Load	Lbs	N/A	N/A	30
Full Travel Angle (From Center)	Degree	15	17	19
Minimum Return Force	OZ	2.0	N/A	N/A
Pushbuttons				
Mechanical Life	3,000,000 Cycles			
Operating Force at 25° C	OZ	4	8	12
	N	1.1	2.2	2.3
ENVIRONMENTAL:				
Operating Temperature:	Units °C	Min -40	Typ 20	Max 85
U2 Hall Effect Rocker				
Electronics Enclosure Design	IP68S			
Pushbuttons				
Electronics Enclosure Design	IP68S			
MATERIALS:				
Wires	26 AWG, MIL-W-22759/33, Color Per Schematic			

G3-E	X	X
Configuration	Grip Orientation	
1. 5-Button	1. Left	
2. 7-Button	2. Right	

G3-E PART NUMBER CODE

X X		
Rocker Output 1*	Rocker Output 2**	
AA. 2.5 +/- 2.0 Vdc	None	
BB. 2.5 +/- 2.0 Vdc	2.5 +/- 2.0 Vdc	
CC. 2.5 +/- 2.0 Vdc	2.5 +/- 2.0 Vdc	
DD. 2.5 +/- 1.5 Vdc	None	
EE. 2.5 +/- 1.5 Vdc	2.5 +/- 1.5 Vdc	
FF. 2.5 +/- 1.5 Vdc	2.5 +/- 1.5 Vdc	
GG. 1.0 - 4.0 Vdc	1.0 - 4.0 Vdc	
HH. 0.5 - 4.5 Vdc	0.5 - 4.5 Vdc	

X	X
Operate Force	Termination
1. Standard	1. Flying Leads

* Outputs are from the center position to the full travel position in each direction. Options "AA" "BB" "CC" "DD" "EE" "FF" provide increasing voltage in direction 1 and decreasing voltage in direction 2 from a single output. Option "GG" and "HH" provide increasing voltages in both directions from two separate outputs.

**Option "BB" and "EE" provide redundant output 2 which duplicates output 1. Option "CC" and "FF" provide redundant output 2 which is inverse of output 1.

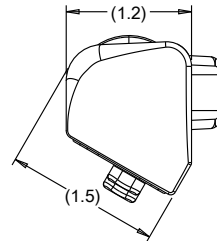
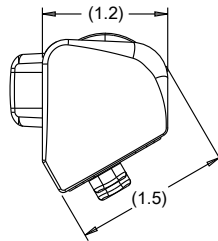
Your official representative

ALDERS
Indicate. Control. Connect.

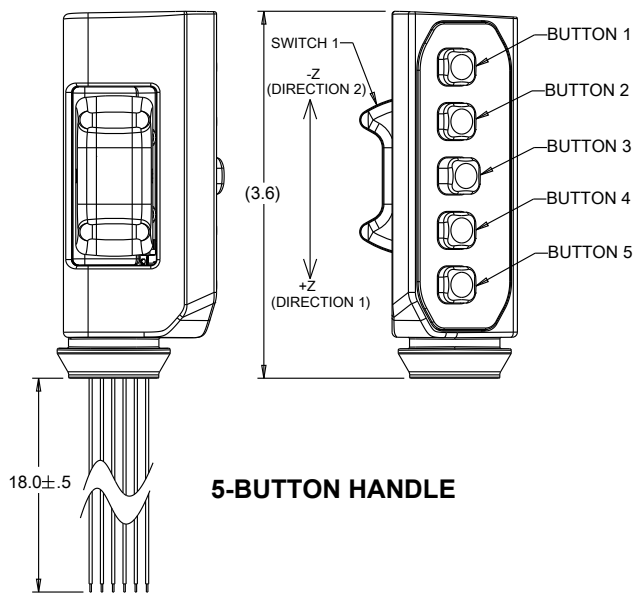
ALDERS electronic GmbH
Arnoldstraße 19
47906 Kempen - Germany
+49 2152 8955-0
sales@alders.de / www.alders.de

HEAVY EQUIPMENT AND MATERIAL HANDLING GRIPS

G3-E CONTROL GRIP

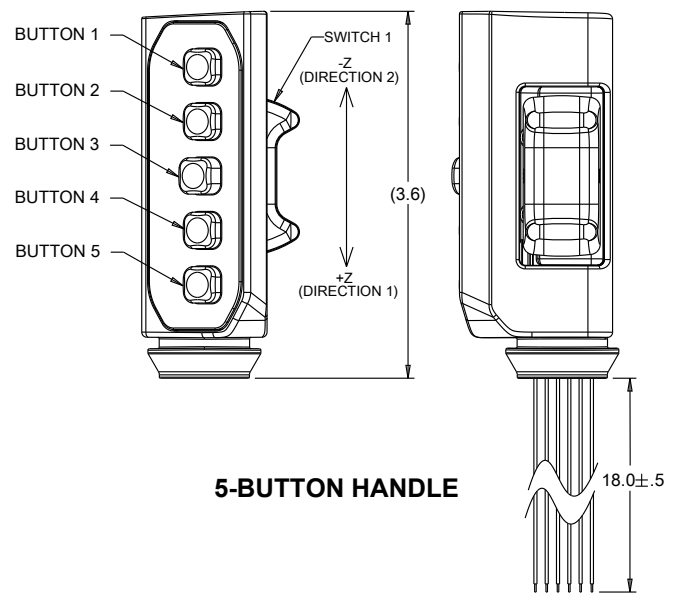


GRIP ORIENTATION LEFT

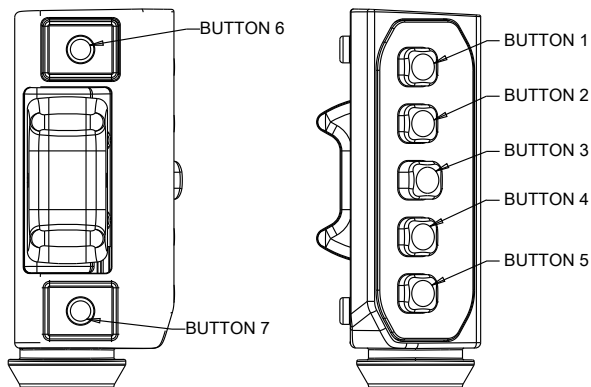


5-BUTTON HANDLE

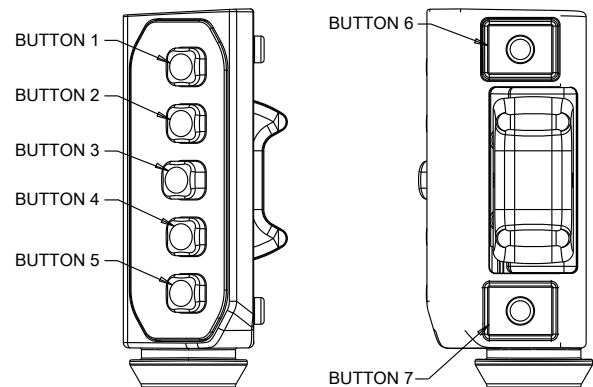
GRIP ORIENTATION RIGHT



5-BUTTON HANDLE



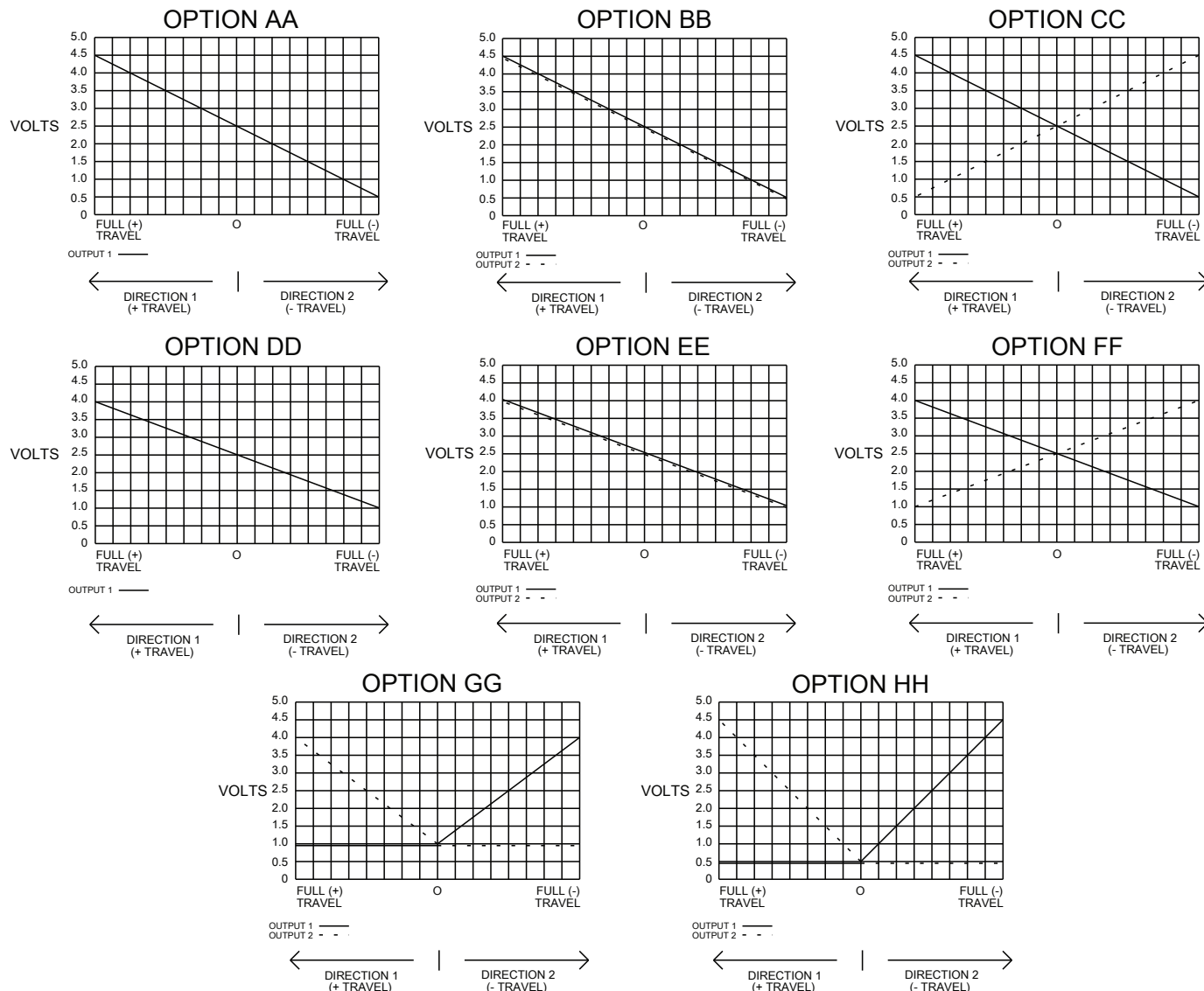
7-BUTTON HANDLE
(Switch and wire info same as 5-Button)



7-BUTTON HANDLE
(Switch and wire info same as 5-Button)

HEAVY EQUIPMENT AND MATERIAL HANDLING GRIPS

G3-E CONTROL GRIP OUTPUT



G3-E CONTROL GRIP SCHEMATICS

